



International Ski
Mountaineering
Federation

International Ski Mountaineering Federation

Instructions for Race Track, Start & Arrival

Version V06 12/2022

Instructions to set up a race track



Instructions for Race Track, Start & Arrival

ISMF Technical Group V06 12/2022



Instructions to set up a race track



Instructions for Race Track, Start & Arrival

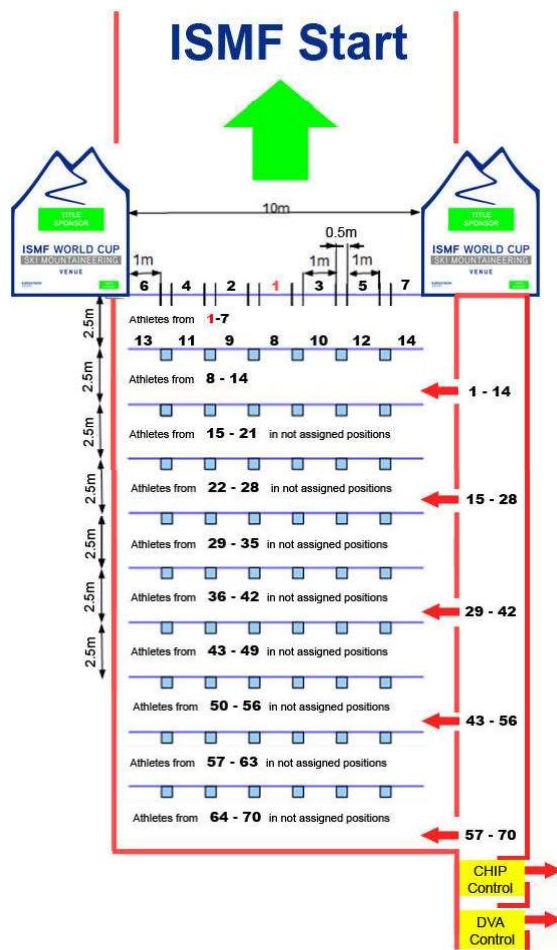
ISMF Technical Group V06 12/2022

Corridors for athletes to go to the start



Instructions for Race Track, Start & Arrival
ISMF Technical Group V06 12/2022

ISMF Start



Entry gates at the start based on bib numbers



Instructions for Race Track, Start & Arrival
ISMF Technical Group V06 12/2022

Start with Covid distancing



Instructions for Race Track, Start & Arrival
ISMF Technical Group V06 12/2022

Start with Covid distancing




Instructions for Race Track, Start & Arrival
ISMF Technical Group V06 12/2022

Start and Finish in sequence



Instructions for Race Track, Start & Arrival
ISMF Technical Group V06 12/2022

After the start you need a lot of space



Instructions for Race Track, Start & Arrival
ISMF Technical Group V06 12/2022

After the start you need a lot of space



Distance between one track and another Length of a skipole +/- 1.30 m



Instructions for Race Track, Start & Arrival
ISMF Technical Group V06 12/2022

Instructions to set up a race track



Instructions for Race Track, Start & Arrival

ISMF Technical Group V06 12/2022



Just after start it's recommended to do more than two tracks



Instructions for Race Track, Start & Arrival
ISMF Technical Group V06 12/2022

**Just after start it's recommended to do more than
two tracks**



Instructions for Race Track, Start & Arrival
ISMF Technical Group V06 12/2022

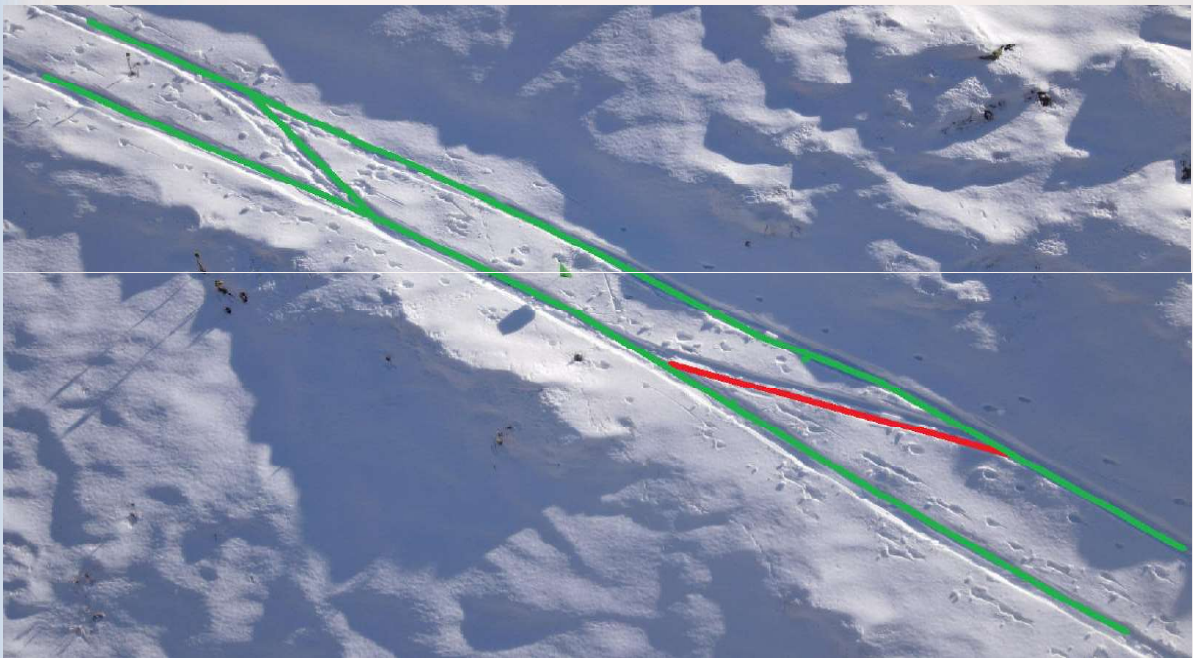
Kickturn with double track



Instructions for Race Track, Start & Arrival
ISMF Technical Group V06 12/2022




Link between two tracks



Instructions for Race Track, Start & Arrival

ISMF Technical Group V06 12/2022

Link between two tracks




Instructions for Race Track, Start & Arrival
ISMF Technical Group V06 12/2022

Flags between the two tracks Before and after the kickturn



Instructions for Race Track, Start & Arrival
ISMF Technical Group V06 12/2022

Flags between the two tracks Before and after the kickturn



Instructions for Race Track, Start & Arrival
ISMF Technical Group V06 12/2022

Flags between the two tracks Before and after the kickturn



Instructions for Race Track, Start & Arrival
ISMF Technical Group V06 12/2022



Merge the tracks after kickturns From the bottom to the top



Instructions for Race Track, Start & Arrival
ISMF Technical Group V06 12/2022

The athletes way ...



Instructions for Race Track, Start & Arrival
ISMF Technical Group V06 12/2022

**On a very steep slope,
place the flags above the tracks**



Instructions for Race Track, Start & Arrival
ISMF Technical Group V06 12/2022

Two tracks in the wood The road has to be wide min. 2m




Instructions for Race Track, Start & Arrival
ISMF Technical Group V06 12/2022



DOUBLE TRACKS FOR WORLD CUP RACES

Animated file
22th November 2022

ISMF pictograms (size A3) with the number of the changing area



Instructions for Race Track, Start & Arrival

ISMF Technical Group V06 12/2022

ISMF pictograms (size A3) with the number of the changing area



Instructions for Race Track, Start & Arrival
ISMF Technical Group V06 12/2022

Example of a changing area with a blue line at the entrance and exit



Instructions for Race Track, Start & Arrival
ISMF Technical Group V06 12/2022

Example of a changing area with a blue line at the entrance and exit



Instructions for Race Track, Start & Arrival

ISMF Technical Group V06 12/2022